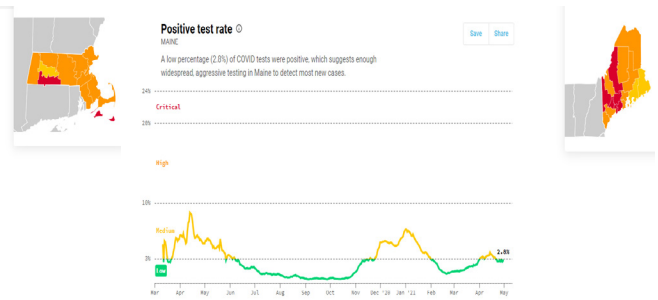
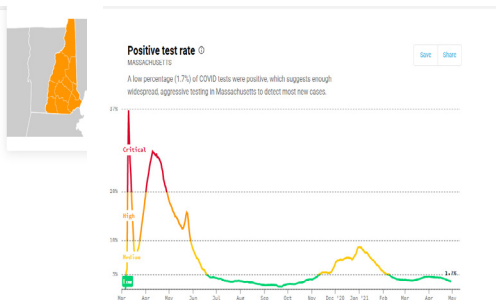
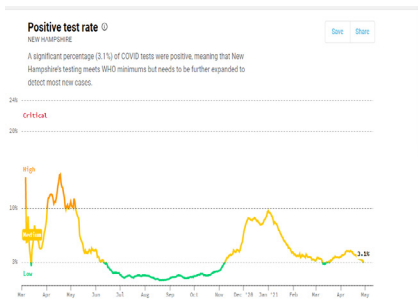
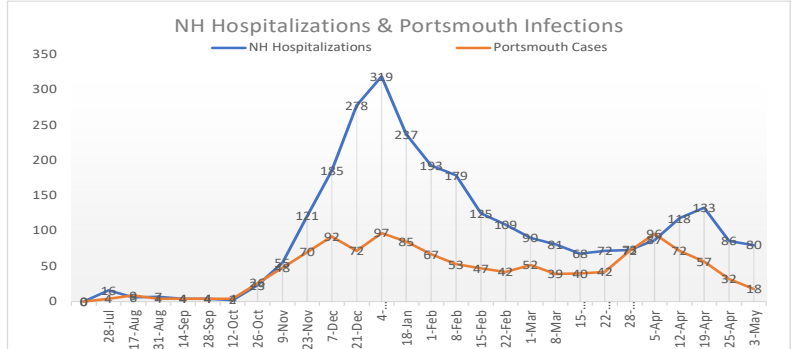
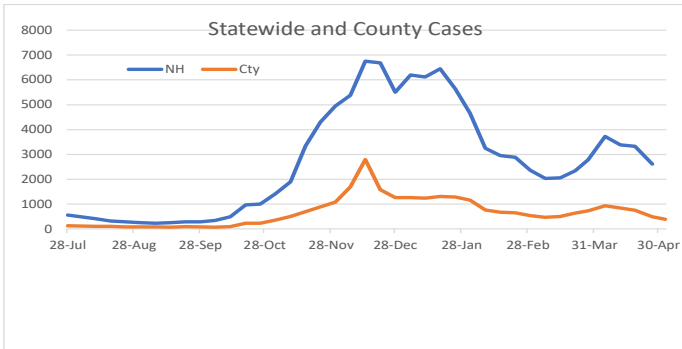
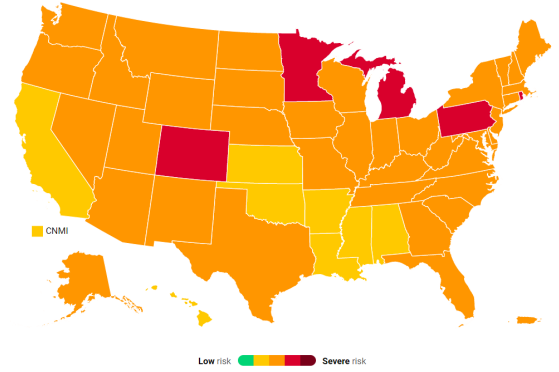


COVID-19 DASHBOARD 5/3/21

	This Wk	Last Wk	Cumulative	Deaths
NH Positivity	3.5%	4.1%		
Rockingham Positivity	5.0%	5.1%		
NH	1,979	2,611	95,506	1,305
Rockingham	386	484	23,464	250
Portsmouth	18	32	1,586	

Positivity NH & Rockingham County: NH DHHS

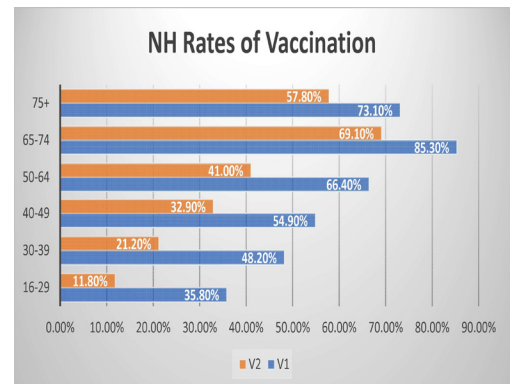
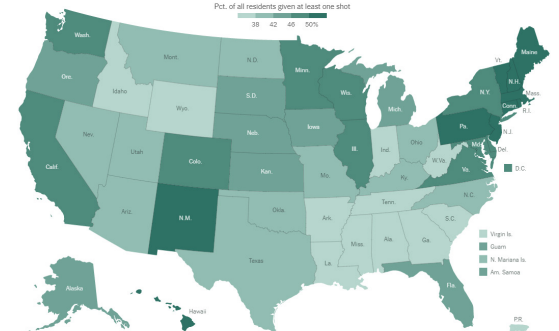
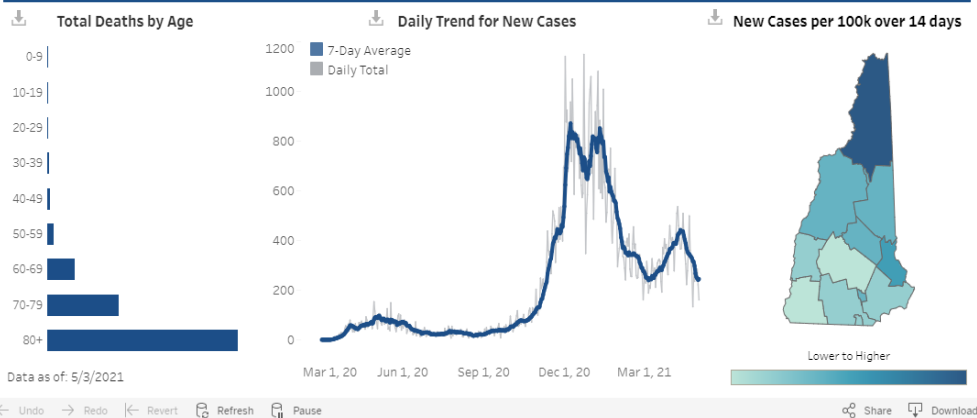
NH: 1,151,253 (61% of NH population) have received 1 dose. 30% are fully-vaccinated. NH is #1 among all states for delivery. <https://tinyurl.com/35nv3twc>



Source: Covid Act Now data tracker that combines data reported by the CDC and the states. For more: <https://covidactnow.org/?s=1488444>

New Hampshire announced **161 cases** for May 3. There were an average of **244 cases per day** over the most recent 7-day period (April 27 to May 3). This is a **23% decrease** compared to the previous 7-day period.

95,506 Total Cases	1,327 Total Hosp.	3.5% 7-Day Test Positivity	92,222 Total Recovered
1,979 Active Cases	80 Current Hosp.	7,245 Avg. Daily Tests	1,305 Total Deaths



Send questions to the Mayor's Blue Ribbon Committee on Health via hotline@cityofportsmouth.com
 NH (interactive map, by town): <https://www.nh.gov/covid19/dashboard/summary.htm>