

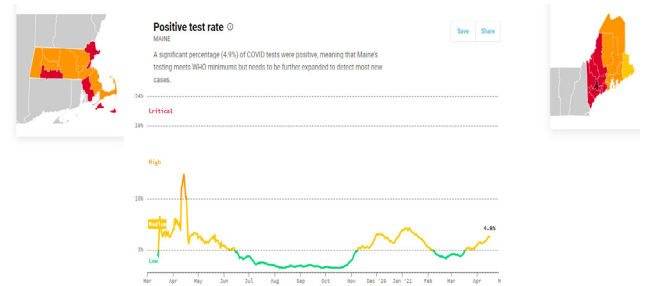
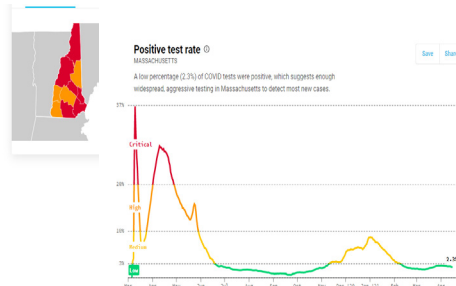
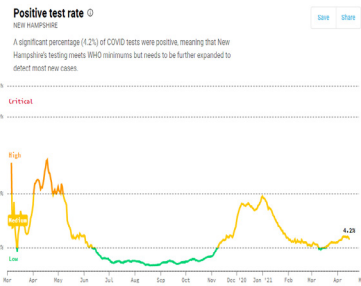
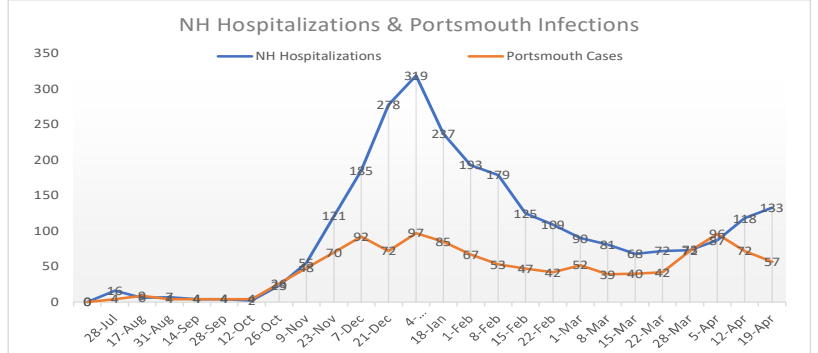
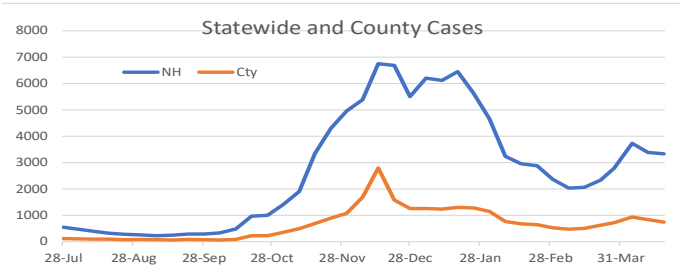
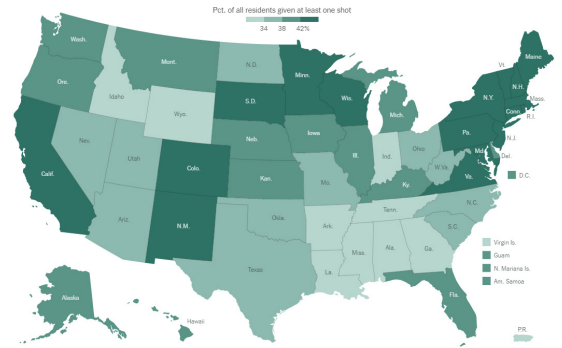
COVID-19 DASHBOARD 4/19/21

This Wk Last Wk Cumulative Deaths

NH Positivity	4.7%	5.4%		
Rockingham Positivity	6.3%	7.6%		
NH	3,329	3,384	91,783	1,270
Rockingham	746	846	22,725	240
Portsmouth	57	72	1,544	

Positivity NH & Rockingham County: NH DHHS

NH: 1,099,300 (58% of NH population) have received 1 dose. NH is #1 among all states for delivery. <https://tinyurl.com/35nv3twc>

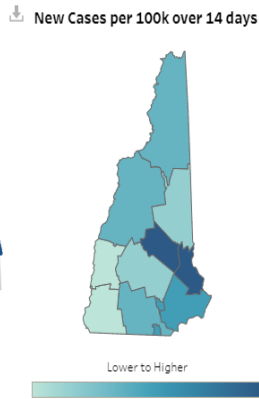
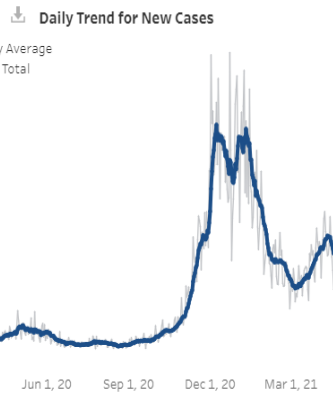
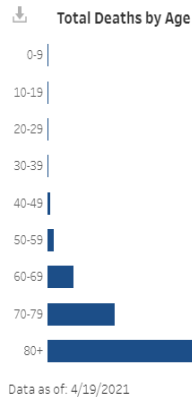


Source: Covid Act Now data tracker that combines data reported by the CDC and the states. For more: <https://covidactnow.org/?s=1488444>

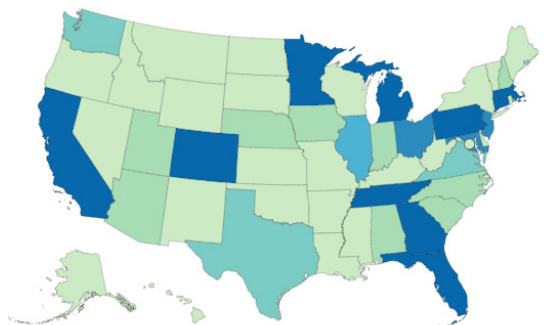
New Hampshire announced 235 cases for April 19. There were an average of 374 cases per day over the most recent 7-day period (April 13 to April 19). This is a 16% decrease compared to the previous 7-day period.



91,783 Total Cases	1,280 Total Hosp.	4.7% 7-Day Test Positivity	87,184 Total Recovered
3,329 Active Cases	133 Current Hosp.	8,481 Avg. Daily Tests	1,270 Total Deaths



US map below shows Variants detected in testing. NH identified 259 cases of the B.1.1.7 variant <https://www.cdc.gov/coronavirus/2019-ncov/transmission/variant-cases.html>



Send questions to the Mayor's Blue Ribbon Committee on Health via hotline@cityof-portsmouth.com
 NH (interactive map, by town): <https://www.nh.gov/covid19/dashboard/summary.htm>