

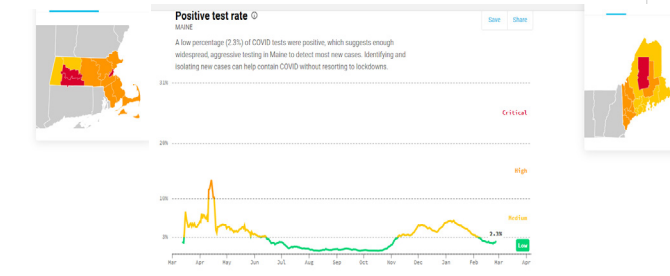
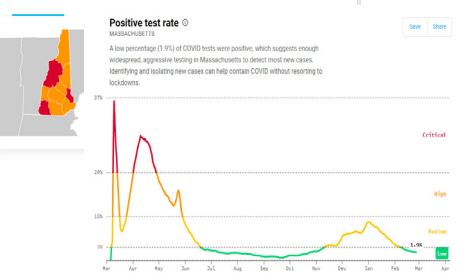
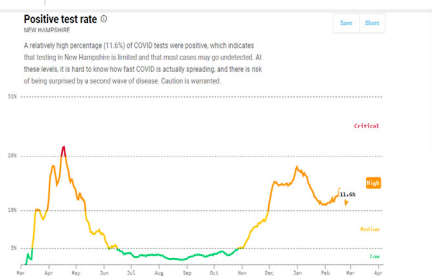
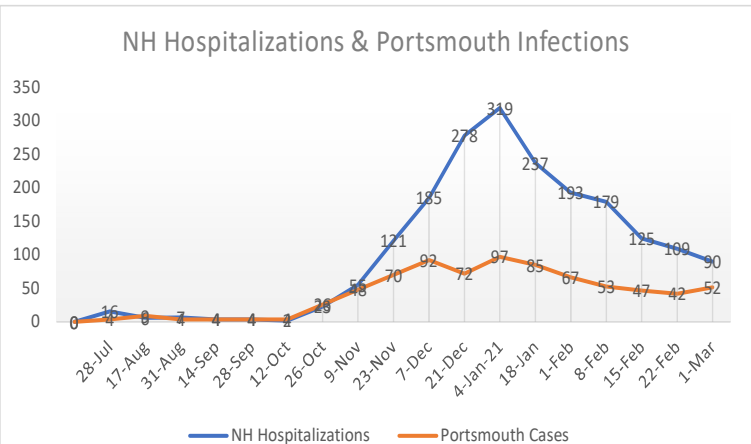
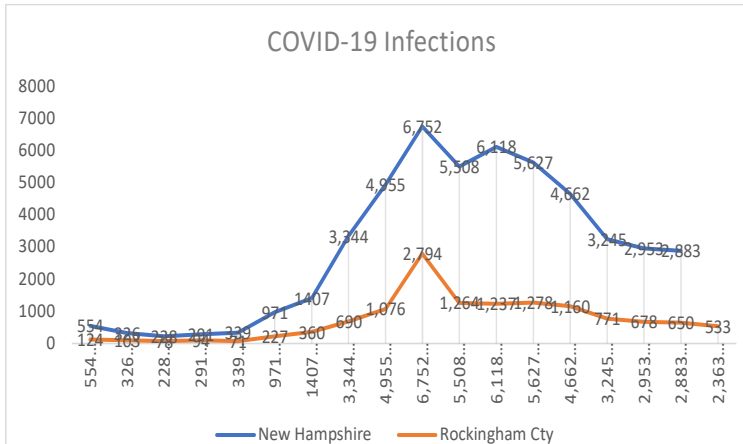
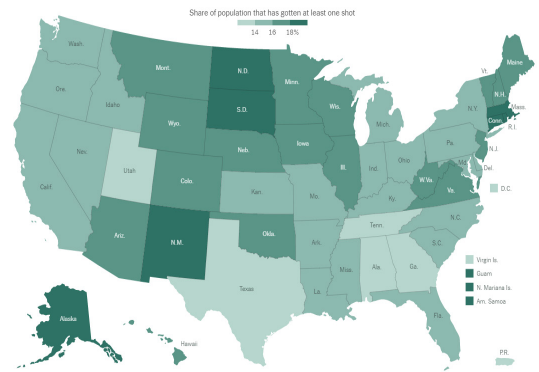
COVID-19 DASHBOARD 2/22/21

This Wk Last Wk Cumulative Deaths

NH Positivity	3.7%	4.3%		
Rockingham Positivity	5.2%	5.8%		
NH	2,363	2,883	75,588	1,170
Rockingham	533	650	18,508	208
Portsmouth	52	43	1,196	

Positivity NH & Rockingham County: NH DHHS

NH: 324,806 vaccinated 412,275 doses received 17.7% of NH population has received 1 dose. <https://www.nytimes.com/interactive/2020/us/covid-19-vaccine-doses.html>

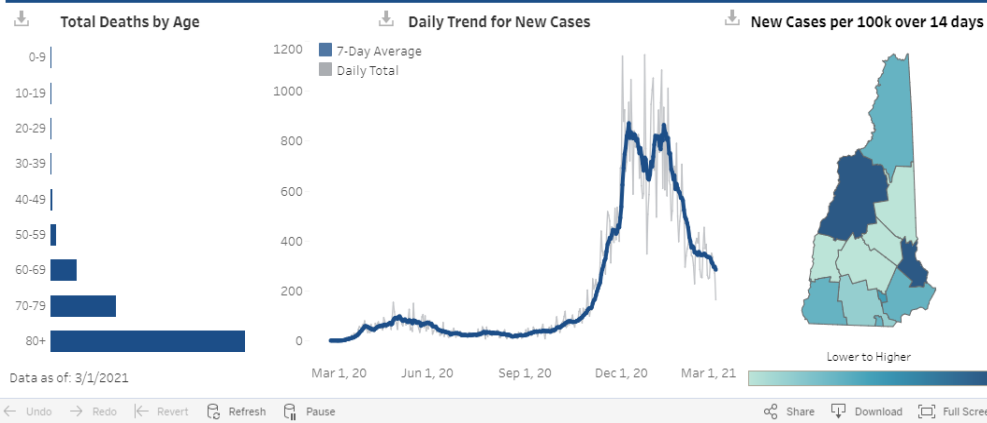


Source: Covid Act Now data tracker that combines data reported by the CDC and the states. For more: <https://covidactnow.org/?s=1488444>

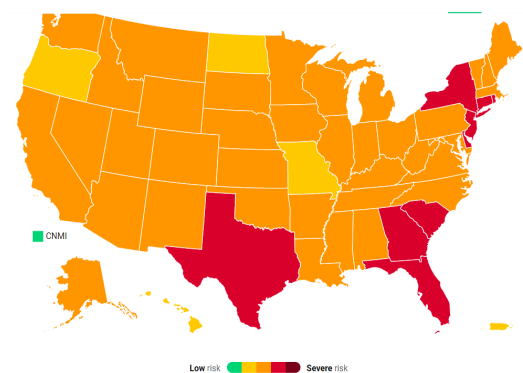
New Hampshire announced 164 cases for March 1. There were an average of 284 cases per day over the most recent 7-day period (February 23 to March 1). This is a 15% decrease compared to the previous 7-day period.



75,588 Total Cases	1,118 Total Hosp.	3.7% 7-Day Test Positivity	72,055 Total Recovered
2,363 Active Cases	90 Current Hosp.	8,166 Avg. Daily Tests	1,170 Total Deaths



Please note that these numbers are fluid. They have plateaued but remain too high. Recent outbreaks at college campuses may have impacted the NH risk level depicted in the DHHS map at left. This progress remains fragile and requires that all mitigation measures continue at fully capacity.



Send questions to the Mayor's Blue Ribbon Committee on Health via hotline@cityofportsmouth.com
 NH (interactive map, by town): <https://www.nh.gov/covid19/dashboard/summary.htm>
 US MAP (right above) source: <https://covidactnow.org/?s=1618559>