



**City of Portsmouth, New Hampshire  
Mayor's Blue Ribbon Committee to Reopen Portsmouth 2021  
Remote meeting via Zoom**

Register in advance for this Zoom meeting:  
[https://zoom.us/meeting/register/tJEsc-GsrzgqH9ZifhQy4GoKIK\\_2TkspEYso](https://zoom.us/join/zoom/register/tJEsc-GsrzgqH9ZifhQy4GoKIK_2TkspEYso)

After registering, you will receive a confirmation email containing information about joining the meeting.

Please note, this meeting will also be re-broadcast on the City's YouTube Channel.

*Per NH RSA 91-A:2, III (b) the Chair has declared the COVID-19 outbreak an emergency and has waived the requirement that a quorum be physically present at the meeting pursuant to the Governor's Executive Order 2020-04, Section 8, as extended by Executive Order 2020-24, and Emergency Order #12, Section 3. Members will be participating remotely and will identify their location and any person present with them at that location. All votes will be by roll call.*

**AGENDA**

**December 30, 2020**

**2:00 p.m. – 2:30 p.m.**

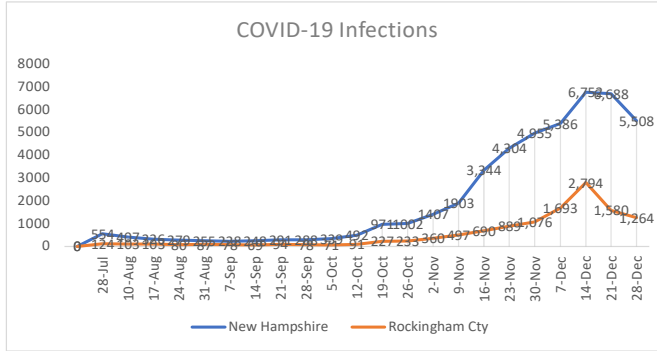
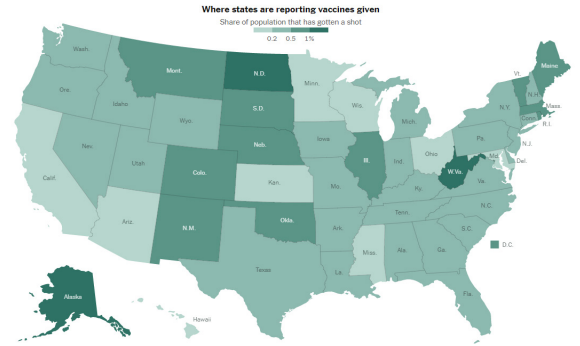
- |      |  |         |
|------|--|---------|
| I.   | Welcome                                | 2 min.  |
| II.  | New Charge & 2021 Minutes              | 10 min. |
| III. | Blue Ribbon Committee on Health Report | 10 min. |

# COVID-19 DASHBOARD 12/28/20

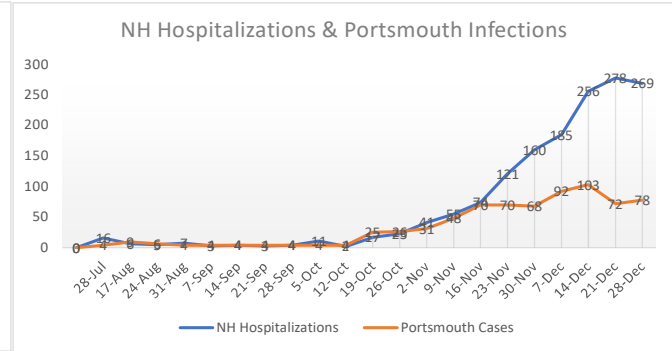
This Wk Last Wk Cumulative Deaths

<b>NH Positivity</b>	<b>7.5%</b>	<b>9.1%</b>		
<b>Rockingham Positivity</b>	<b>7.7%</b>	<b>10.9%</b>		
<b>NH</b>	<b>5,508</b>	<b>6,688</b>	<b>41,670</b>	<b>715</b>
<b>Rockingham</b>	<b>1,264</b>	<b>1,580</b>	<b>10,353</b>	<b>137</b>
<b>Portsmouth</b>	<b>78</b>	<b>72</b>	<b>640</b>	
Positivity Rockingham County: NH DHHS				
<b>NH Vaccinations</b>	<b>3,819</b>		<b>45,650 (doses received)</b>	

Data/map source: <https://www.nytimes.com/interactive/2020/us/covid-19-vaccine-doses.html>



NH & Rockingham County Cases by Week



NH Hospitalizations & Portsmouth Resident Cases by Week

## New Hampshire

Tap for details

## Massachusetts

Tap for details

## Maine

Tap for details

Status

**Uncontrolled Spread**

New cases per million

**587**

Last 14 days of COVID+



Last 14 days positivity



Status

**Uncontrolled Spread**

New cases per million

**677**

Last 14 days of COVID+



Last 14 days positivity




Status

**Uncontrolled Spread**

New cases per million

**321**

Last 14 days of COVID+



Last 14 days positivity



Data and graphs above show rolling 14-day averages, based on reporting from CDC, the Covid Tracking Project, and state sources, aggregated at <https://www.covidexitstrategy.org/>

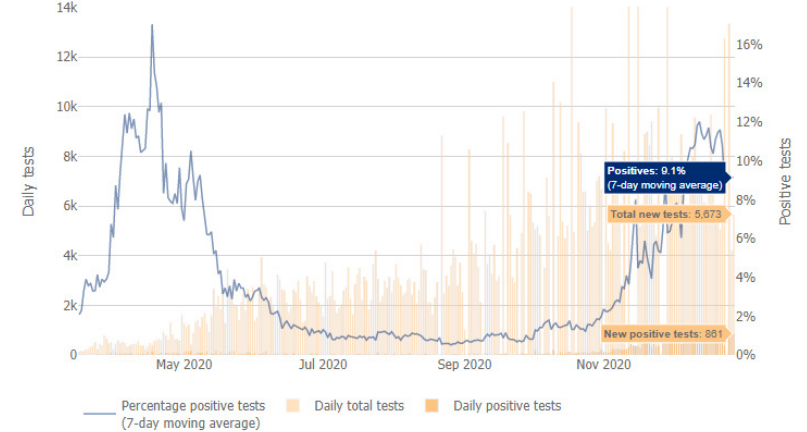
New Hampshire announced **102 cases** for December 28. There were an average of **541 cases per day** over the most recent 7-day period (December 22 to December 28). This is a **28% decrease** compared to the previous 7-day period.

<b>41,670</b> Total Cases	<b>895</b> Total Hosp.	<b>7.5%</b> 7-Day Test Positivity	<b>35,447</b> Total Recovered
<b>5,508</b> Active Cases	<b>269</b> Current Hosp.	<b>6,123</b> Avg. Daily Tests	<b>715</b> Total Deaths

**Total Deaths by Age**

**Daily Trend for New Cases**

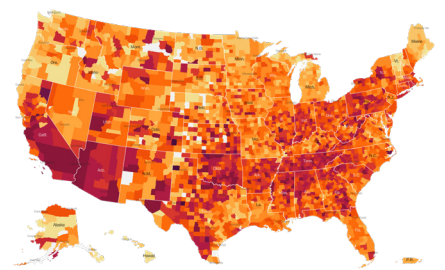
**New Cases per 100k over 14 days**



The graph above shows the total daily number of COVID-19 tests reported in NH, and of those tests, how many were positive each day. The trend line in blue shows the average percentage of tests that were positive over the last 7 days.

Note: DHHS changed the map above to show the number of new cases per 100k people over the last 14 days to create shading gradients between counties

Send questions to the Mayor's Blue Ribbon Committee on Health via [hotline@cityofportsmouth.com](mailto:hotline@cityofportsmouth.com)  
 Johns Hopkins COVID Tracker: <https://coronavirus.jhu.edu/region/us/new-hampshire>  
 NH (interactive map, by town): <https://www.nh.gov/covid19/dashboard/summary.htm>  
 US MAP (right) source: <https://www.nytimes.com/interactive/2020/us/coronavirus-us-cases.html#map>  
 Current US Hot Spots (at right) Darker shading = more cases. On Nov. 18, the color scale on the hot spots map was expanded to reflect the new record rates of infection. The map was also changed so that areas with very low population density are now shaded.



## HEALTH BLUE RIBBON COMMITTEE MEETING NOTES 29DECEMBER2020

**Present (members and City staff):** Kathie Lynch, Ann Birner, Bianca Monteiro, James Petersen, Stephanie Seacord, Toni McLellan.

**Member of the public:** Rich DiPentima

**Action items below follow name of responsible party (name in bold font).**

Ann read the approved waiver for remote meeting participation during the pandemic.

All agreed that voting membership will remain as per the Health Subcommittee of the CRTF, with appointment of one additional member by Mayor Becksted anticipated. Current voting members are Kathie, Ann, Bianca, James, and Kim for the Health Department.

Dashboard was reviewed. There is a new section on vaccines/vaccinations in the upper right. **Ann** will deliver the Health report including the dashboard to Reopen Committee, with the usual caveats regarding continued vigilance despite recent downward case trends. Specifically, holiday travel and (although not yet documented) the likely presence of a more highly contagious variant in the USA may contribute to a rise in cases in the near future. It is expected that the vaccines in current use will be effective against this variant.

The version of the Vaccine FAQ circulated the evening of 12/28 will be considered final with one change: addition of the State of NH email address for vaccination program questions (phone number to follow when available). **Toni** will provide this to Kathie and Stephanie; **Stephanie** will finalize and post the FAQ. She will also include a reminder of the importance of flu vaccines in her regular City advisory.