

School Choice Informational Session

August 11, 2011

6:30 pm

Little Harbour Auditorium

AGENDA

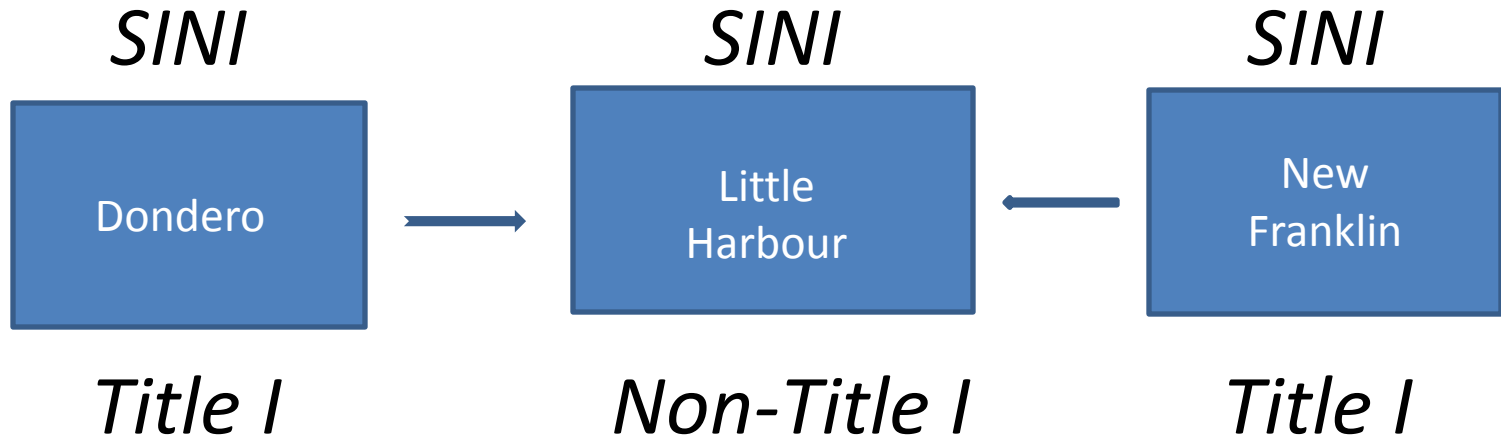
- Understanding School Choice Under Federal Law
- Elementary Schools – Comparability – Performance and Improvement
- Enrollment Impact
- Option(s) to Mitigate the Impacts
- Questions and Answers

Public School Choice

“When schools do not meet State targets for improving the achievement of all students, parents need to have options, including the option to send their children to another school.”

Under the law, local districts are required to provide the opportunity to students in a Title I school to transfer to another public school in the district if the same grade spans are offered and if the Title I school has been identified as a school in need of improvement (SINI).

Portsmouth's Three Elementary Schools



New Hampshire DOE Technical Advisory

If all schools in the given attendance area (grade span) within the school district are SINI schools, the non-Title I schools should be offered as choice.

US Department of Education

Q: Must an LEA that believes it does not have physical capacity within its schools to accept transferring students implementing the public school choice provisions?

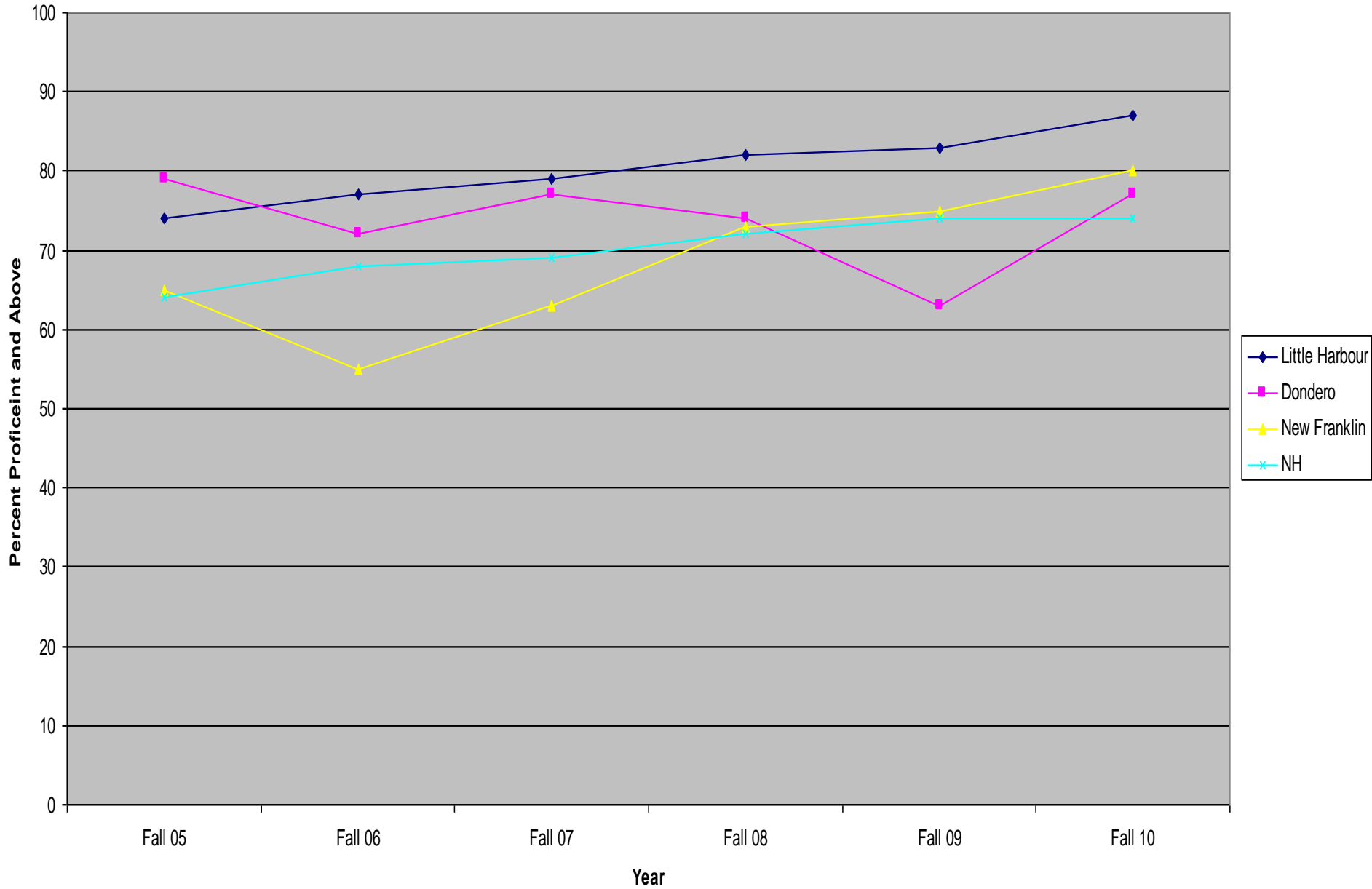
A: Yes. An LEA may not use lack of capacity to deny students the option to transfer.

Portsmouth Fire Inspector Carl Roediger and the State Fire Marshall Office conducted a comprehensive review of the occupancy limits and egress capabilities under the Uniform Fire and Life Safety Codes.

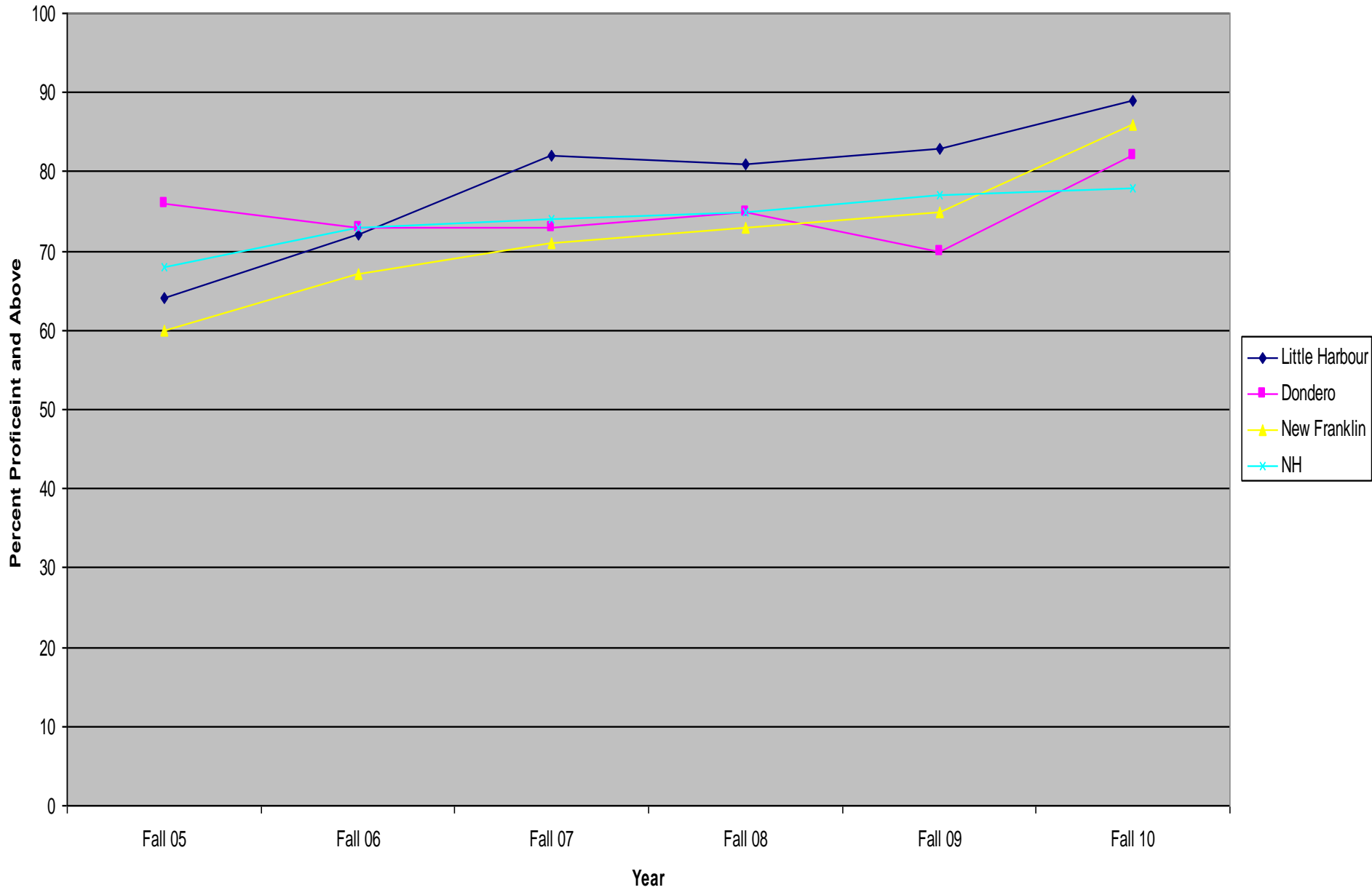
School Improvement

- Professional Learning Communities
- SMART Goals
- Local Common Assessments
- Professional Development
- Literacy and Math Coaching
- Lesson Study
- District-wide Grade Level Collaboration

Elementary Math



Elementary Reading



Index Score Changes

Math

New Franklin: +3.2%

Little Harbour: +1.9%

Dondero: +7.3%

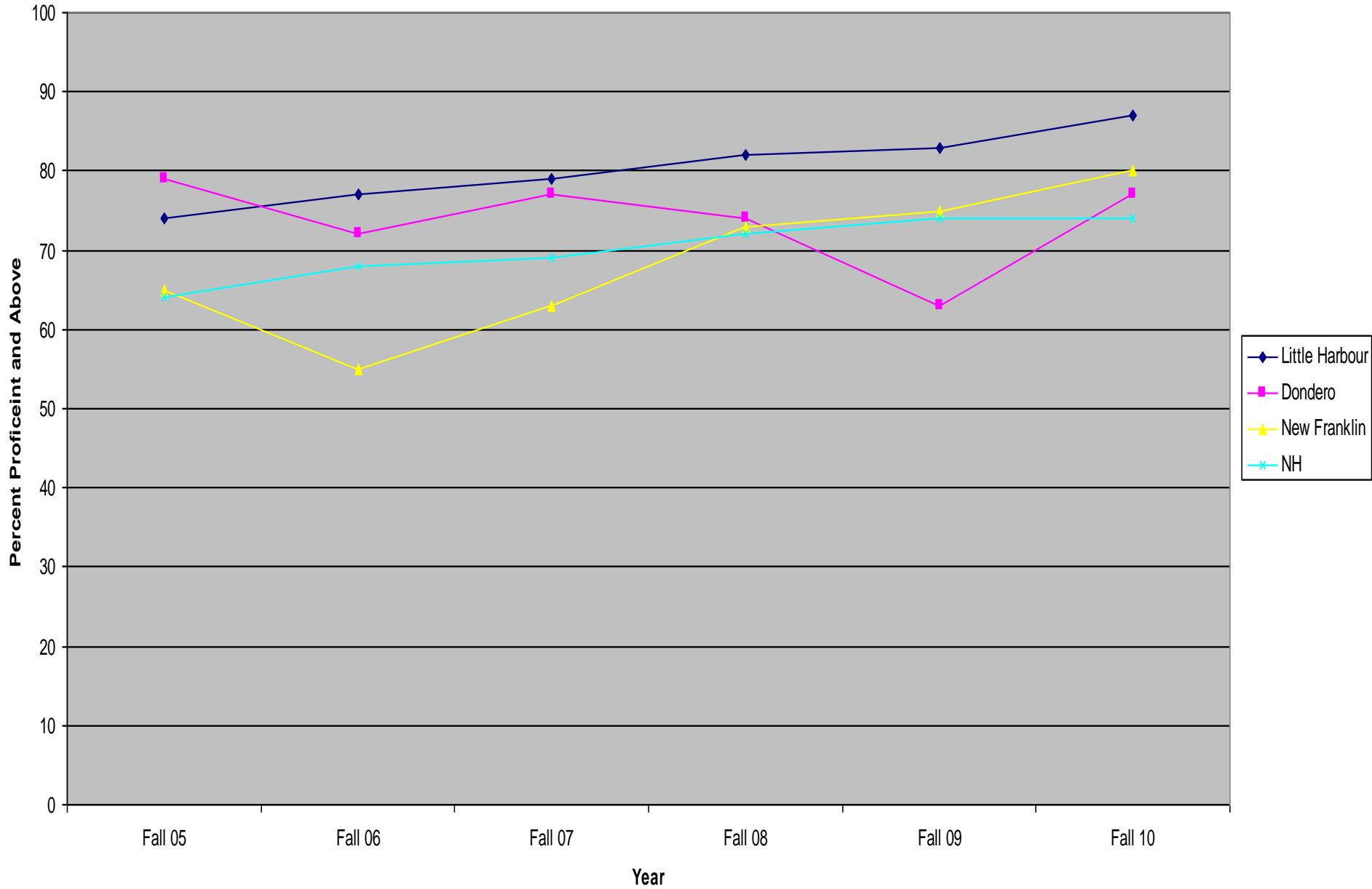
Reading

New Franklin: +2.6%

Little Harbour: +2.3%

Dondero: +4.0%

Elementary Math



Number of Subgroups Missing AYP

	2010 Math	2011 Math	2010 Reading	2011 Reading
New Franklin	2	0	2	0
Little Harbour	1	1	1	0
Dondero	4	0	2	1

Little Harbour Enrollments

Anticipated Enrollment (NESDEC)			Current Enrollment (Choice / In-migration)		
<u>Grade</u>	<u>Pupils</u>	<u>Class Size</u>	<u>Grade</u>	<u>Pupils</u>	<u>Class Size</u>
K	65(?)	16,16,16,17	K	68	17,17,17,17
1	71	17,18,18,18	1	88 (+17)	22,22,22,22
2	82	20,20,21,21	2	90 (+8)	22,22,23,23
3	84	21,21,21,21	3	92 (+8)	23,23,23,23
4	73	18,18,18,19	4	89 (+16)	22,22,22,23
5	85	21,21,21,22	5	89 (+4)	22,22,22,23
Total	460		Total	516	

Comparative Enrollments 8/11/11

	Dondero	New Franklin	Little Harbour	TOTAL
Kindergarten	56 / 3 = 18,19,19	36 / 2 = 18,18	68 / 4 = 17,17,17,17	160 pupils
1 st Grade	47 / 3 = 15,16,16	47 / 3 = 15,16,16	88 / 4 = 22,22,22,22	182 pupils
2 nd Grade	60 / 3 = 20,20,20	54 / 3 = 18,18,18	90 / 4 = 22,22,23,23	204 pupils
3 rd Grade	34 / 2 = 17,17	37 / 2 = 18,19	92 / 4 = 23,23,23,23	163 pupils
4 th Grade	58 / 3 = 19,19,20	52 / 3 = 17,17,18	89 / 4 = 22,22,22,23	199 pupils
5 th Grade	50 / 3 = 16,17,17	51 / 3 = 17,17,17	89 / 4 = 22,22,22,23	190 pupils
TOTALS	305 / 17 = 18 avg	277 / 16 = 17 avg	516 / 24 = 21.5 avg	1,098 pupils

The Second Option

<u>Grade</u>	<u>Pupils</u>	<u>Class Size</u>
K	68	17,17,17,17
1	88 (+17)	22,22,22,22 (+2 FTE para)
2	90 (+8)	22,22,23,23 (+2 FTE para)
3	92 (+8)	23,23,23,23 (+2 FTE para)
4	89 (+16)	22,22,22,23
5	89 (+4)	22,22,22,23
Total	516	

Questions and Answers