

## Rating Items

Library patrons can now give library items a rating from 1 to 5 stars, just like the customer ratings seen at sites like Amazon.com. Here's how!

- 1. Log into your library account.
- 2. Then search the catalog for items you'd like to rate. In this case, the patron searched for Barack Obama.

Portsmouth NH Libraries Home | Help | **Logi**

New Search   Modify Search   Another Search   (Search History)

KEYWORD   Barack obama   Entire Collection-All Libraries   Search









Limit results to available items

26 results found. Sorted by **relevance** | [date](#) | [title](#)

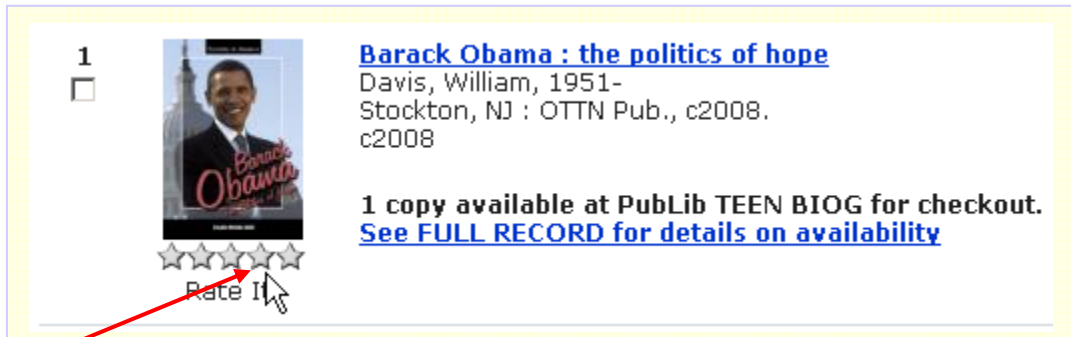
Save Marked Records   Save All On Page   Save to My Lists

**KEYWORDS (1-26 of 26)**

Most relevant titles entries 1-6

1 <input type="checkbox"/>	 Rate It!	<b>Barack Obama : the politics of hope</b> Davis, William, 1951- Stockton, NJ : OTTN Pub., c2008. c2008	c2008 	 
2 <input type="checkbox"/>	 Rate It!	<b>Barack Obama</b> [New York, NY] : A&E Television Networks : Distributed by New Video, [2008], c2005 2008	2008 	 

3. To give the item "Barack Obama: the politics of hope" a rating of 4 (out of 5) stars, simply click on the fourth star from the left. (Do not click on the first star from the left and then the second star from the left, etc.)



This would be the star to click on.

4. After clicking on the fourth star, the page will reload, and the patron will see the impact of their rating. If that patron was the only person to have rated the item, the item will reflect their rating. But if several others had also rated this item, the average of all the patron ratings will appear.



5. To see how many people have rated an item, move the mouse directly over the ratings stars without clicking on them. A small pop-up window will appear giving you this information.

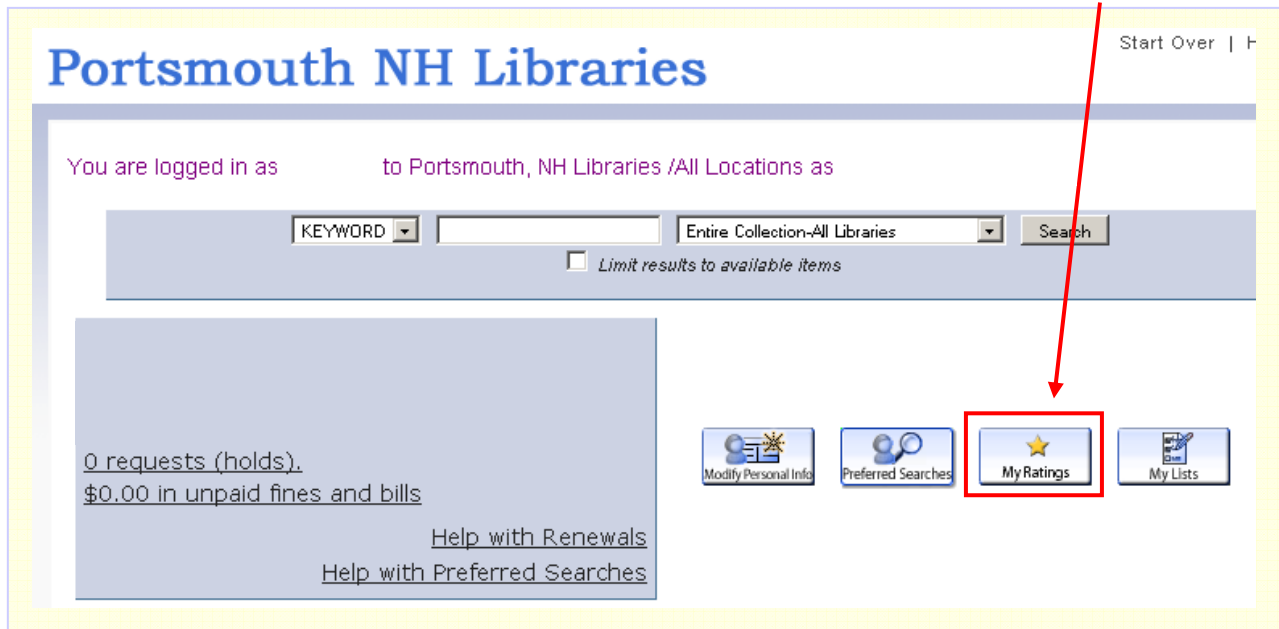


Here is the pop-up window in this example.

- 6. To review all of the items for which you have submitted ratings, return to your library account page. At this point in our example, the easiest way to do that is to click on one of the “Return to Your Record” links in the top right-hand corner of the screen. (See the red boxes in the graphic below.)



- 7. Next, click on the My Ratings button.



➔ 8. You will then see all the items you have rated along with your rating.

\$0.00 in unpaid fines and bills  
3 Items currently checked out

[Help with Renewals](#)  
[Help with Preferred Searches](#)

[Modify Personal Info](#) [Preferred Searches](#) [My Lists](#)

My Ratings ( 3 )		
Mark	Title	Ratings
<input type="checkbox"/>	<a href="#">Barack Obama : the politics of hope / William Davis.</a>	★★★★☆
<input type="checkbox"/>	<a href="#">Confessions of an economic hit man / John Perkins.</a>	★★★★★
<input type="checkbox"/>	<a href="#">Naked / David Sedaris.</a>	★★★★★

You can then change your ratings or mark items to be deleted from your ratings page.

Have fun using this feature!